


COURSE DATA DOUBLES


Start	1211.2 m
Finish	1130.0 m
Length	1080.0 m
Curves Left	7
Curves Right	3
Vertical Drop	81.2 m
Maximum Gradient	15.0 %
Average Gradient	8.4 %
Minimum Gradient	-5.0 %

ATMOSPHERIC CONDITIONS


Date	20/02/93
Time	17:00
Weather	SNOW/OVERCAST
Air Temperature	-13.5 C
Ice Temperature	-10.9 C
Wind	E 6KM



JURY PRESIDENT
BJORN WALDEN



RACE DIRECTOR
HOWARD WRIGHT



TIMING CHIEF
TIM FARSTAD

RON ROSSI
BJORN IVERSEN
WALTER PLAICKNER
GEOFF BALME
PAT JENSEN

JURY MEMBER
JURY MEMBER
TECHNICAL DELEGATE
TECHNICAL DELEGATE
TECHNICAL DELEGATE

NYNEX
WORLD CHAMPIONSHIPS
MENS

DATE: 19/02/93 TIME: 18:00

LUGE - SINGLES

LUGE - SIMPLE

UNOFFICIAL RESULTS

RESULTATS OFFICIEUX

Mens - Singles

DRAW	COMPETITOR	NATION					----	FINAL	----	TOTAL	----	KM/H
RUN	1ST INT	2ND INT	3RD INT	4TH INT	5TH INT							
5	SUCKOW, WENDEL	USA										
1	4.942(18)	14.867(10)	24.424(5)	36.566(2)	41.670(2)		46.051(2)		46.051(2)		119.5	
2	4.921(9)	14.804(4)	24.365(1)	36.541(2)	41.656(1)		46.043(1)		1:32.094(1)		119.2	
11	HACKL, GEORG	GER										
1	4.895(2)	14.749(1)	24.305(1)	36.476(1)	41.582(1)		45.978(1)		45.978(1)		119.3	
2	4.909(6)	14.811(5)	24.440(9)	36.696(8)	41.821(6)		46.222(4)		1:32.200(2)		118.3	
3	HUBER, WILFRIED	ITA										
1	4.904(4)	14.794(2)	24.362(2)	36.610(4)	41.751(3)		46.187(4)		46.187(4)		118.8	
2	4.902(3)	14.793(3)	24.373(2)	36.641(4)	41.784(4)		46.208(3)		1:32.395(3)		118.6	
15	HUBER, NORBERT	ITA										
1	4.912(7)	14.803(3)	24.367(3)	36.588(3)	41.763(4)		46.235(5)		46.235(5)		119.0	
2	4.923(10)	14.817(7)	24.414(5)	28.062(1)	41.789(5)		46.228(5)		1:32.463(4)		118.6	
10	ZOGGELER, ARMIN	ITA										
1	4.887(1)	14.839(7)	24.433(6)	36.642(5)	41.773(5)		46.172(3)		46.172(3)		118.9	
2	4.904(4)	14.850(12)	24.469(11)	36.716(10)	41.880(10)		46.319(10)		1:32.491(5)		118.3	
2	MANZENREITER, ROBERT	AUT										
1	4.934(14)	14.846(8)	24.607(19)	36.971(17)	42.104(16)		46.483(14)		46.483(14)		116.9	
2	4.924(11)	14.820(8)	24.399(4)	36.574(3)	41.690(2)		46.067(2)		1:32.550(6)		118.8	
25	GLEIRSCHER, GERHARD	AUT										
1	4.925(11)	14.832(6)	24.462(8)	36.737(7)	41.865(7)		46.271(6)		46.271(6)		118.3	
2	4.927(12)	14.839(11)	24.456(10)	36.711(9)	41.844(9)		46.305(9)		1:32.576(7)		118.3	
4	PROCK, MARKUS	AUT										
1	4.922(9)	14.868(11)	24.485(11)	36.744(9)	41.902(9)		46.330(9)		46.330(9)		118.3	
2	4.880(1)	14.784(1)	24.386(3)	36.668(6)	41.822(7)		46.263(8)		1:32.593(8)		118.2	
1	FRIEDL, RENE	GER										
1	4.909(5)	14.805(4)	24.372(4)	36.658(6)	41.835(6)		46.271(6)		46.271(6)		118.9	
2	4.908(5)	14.811(5)	24.418(6)	36.771(11)	41.937(11)		46.358(11)		1:32.629(9)		117.5	
38	HASELRIEDER, OSWALD	ITA										
1	4.939(16)	14.864(9)	24.478(9)	36.788(12)	41.954(11)		46.421(11)		46.421(11)		118.2	
2	4.927(12)	14.820(8)	24.419(7)	36.688(7)	41.832(8)		46.244(6)		1:32.665(10)		117.9	

Track record

DATE: 19/02/93 TIME: 19:02 CALGARY CANADA OLYMPIC PARK BOB/LUGE TRACK

RESULTS BY DAKTRONICS, INC.

PAGE - 1



Mens - Singles

DRAW	COMPETITOR	-----NATION					-----FINAL-----	-----TOTAL-----	KM/H
RUN	1ST INT	2ND INT	3RD INT	4TH INT	5TH INT				
6	KENNEDY, DUNCAN	USA							
1	4.927(12)	14.883(14)	24.524(14)	36.877(14)	42.042(13)	46.476(13)	46.476(13)	117.3	
2	4.915(7)	14.831(10)	24.428(8)	36.641(4)	41.771(3)	46.250(7)	1:32.726(11)	118.7	
9	DANILIN, SERGEI	RUS							
1	4.916(8)	14.868(11)	24.481(10)	36.769(11)	41.939(10)	46.385(10)	46.385(10)	118.3	
2	4.919(8)	14.859(13)	24.514(13)	36.794(12)	41.960(12)	46.397(12)	1:32.782(12)	0.0	
19	SCHMIDT, MARKUS	AUT							
1	4.949(24)	14.882(13)	24.485(11)	36.742(8)	41.876(8)	46.311(8)	46.311(8)	118.7	
2	5.027(15)	15.005(15)	24.654(15)	36.996(15)	42.190(14)	46.700(14)	1:33.011(13)	117.2	
27	TELFORD, HARINGTON	CAN							
1	4.942(18)	14.907(18)	24.557(17)	36.917(15)	42.092(15)	46.592(15)	46.592(15)	117.8	
2	4.935(14)	14.868(14)	24.516(14)	36.867(13)	42.095(13)	46.585(13)	1:33.177(14)	117.9	
						<i>End. Record</i>			
8	HOLM, MICHAEL	SWE							
1	4.932(13)	14.886(15)	24.494(13)	36.764(10)	41.956(12)	46.465(12)	46.465(12)	118.8	
2	4.898(2)	14.791(2)	24.486(12)	36.905(14)	42.202(15)	46.782(15)	1:33.247(15)	117.4	
18	BURMISTROV, EDWARD	RUS							
1	4.909(5)	14.891(16)	24.544(15)	36.918(16)	42.125(17)	46.614(16)	46.614(16)	117.8	
2	0.000()	0.000()	0.000()	0.000()	0.000()	0.000()	46.614(16)	0.0	
17	TRAPP, LARS	GER							
1	4.899(3)	14.819(5)	24.460(7)	36.806(13)	42.045(14)	46.656(17)	46.656(17)	118.2	
2	0.000()	0.000()	0.000()	0.000()	0.000()	0.000()	46.656(17)	0.0	
7	ELERTS, AGRIS	LAT							
1	4.968(28)	14.937(21)	24.587(18)	36.987(18)	42.210(18)	46.696(18)	46.696(18)	117.6	
2	0.000()	0.000()	0.000()	0.000()	0.000()	0.000()	46.696(18)	0.0	
16	WILEY, TIM	USA							
1	4.954(25)	14.956(22)	24.645(22)	37.008(19)	42.234(19)	46.722(19)	46.722(19)	117.6	
2	0.000()	0.000()	0.000()	0.000()	0.000()	0.000()	46.722(19)	0.0	
37	PIPKINS, ROBERT	USA							
1	4.922(9)	14.912(19)	24.607(19)	37.042(20)	42.283(20)	46.785(20)	46.785(20)	117.2	
2	0.000()	0.000()	0.000()	0.000()	0.000()	0.000()	46.785(20)	0.0	
12	ERMOLIN, OLEG	RUS							
1	4.943(20)	14.895(17)	24.547(16)	37.113(23)	42.359(22)	46.866(21)	46.866(21)	117.6	
2	0.000()	0.000()	0.000()	0.000()	0.000()	0.000()	46.866(21)	0.0	
21	SHVANS, AIVIS	LAT							
1	4.945(22)	14.930(20)	24.628(21)	37.105(21)	42.355(21)	46.874(22)	46.874(22)	116.9	
2	0.000()	0.000()	0.000()	0.000()	0.000()	0.000()	46.874(22)	0.0	
23	SODERBERG, ANDERS	SWE							
1	4.978(30)	15.034(29)	24.745(25)	37.216(24)	42.456(23)	46.973(23)	46.973(23)	116.8	
2	0.000()	0.000()	0.000()	0.000()	0.000()	0.000()	46.973(23)	0.0	

DATE: 19/02/93

TIME: 19:02

CALGARY CANADA OLYMPIC PARK BOB/LUGE TRACK

RESULTS BY DAKTRONICS, INC.

XEROX

PAGE - 2

Mens - Singles

DRAW	COMPETITOR	-----NATION					-----FINAL-----	-----TOTAL-----	KM/H
RUN	1ST INT	2ND INT	3RD INT	4TH INT	5TH INT				
14	WALDEN, BENGT					SWE			
1	4.948(23)	15.028(28)	24.984(34)	37.738(35)	43.044(34)	47.608(32)	47.608(32)	113.6	
40	GILLI, RETO					SUI			
1	5.006(37)	15.049(31)	24.883(33)	37.578(33)	42.972(33)	47.655(33)	47.655(33)	115.3	
26	GARCIA, PABLO					ESP			
1	4.995(33)	15.078(35)	24.842(32)	37.508(31)	42.937(32)	47.684(34)	47.684(34)	116.2	
30	JIRA, LUBOS					CR			
1	5.029(41)	15.078(35)	24.985(35)	37.683(34)	43.091(35)	47.757(35)	47.757(35)	114.6	
32	VOVCHOKS, JURIS					LAT			
1	4.937(15)	15.063(33)	25.135(38)	38.019(37)	43.377(36)	47.987(36)	47.987(36)	112.0	
35	SYKORA, MARTIN					CR			
1	4.939(16)	15.096(39)	25.181(40)	38.074(38)	43.561(38)	48.358(37)	48.358(37)	113.5	
22	COOKE, ADAM					NZL			
1	5.022(40)	15.222(41)	25.221(41)	38.018(36)	43.543(37)	48.375(38)	48.375(38)	113.7	
45	DOKTOR, STEFAN					SR			
1	4.980(32)	15.140(40)	25.091(36)	38.105(39)	43.622(39)	48.417(39)	48.417(39)	113.1	
24	HEIKKILA, KYLE					ISV			
1	5.074(43)	15.253(42)	25.166(39)	38.121(40)	43.714(40)	48.559(40)	48.559(40)	114.1	
39	URBANSKY, IHOR					UKR			
1	4.944(21)	15.091(38)	25.099(37)	38.226(41)	43.816(41)	48.679(41)	48.679(41)	112.7	
41	KINGSTON, PAUL					IRE			
1	5.109(46)	15.368(44)	25.379(42)	38.973(42)	44.655(42)	49.548(42)	49.548(42)	113.3	
34	PAUL, GRANT					NZL			
1	5.079(44)	15.577(47)	25.881(46)	39.128(44)	44.755(43)	49.665(43)	49.665(43)	110.7	
46	WHITEHEAD, IAN					GBR			
1	5.009(38)	15.396(45)	25.480(43)	39.258(45)	45.035(45)	49.966(44)	49.966(44)	110.6	
36	BALME, BILL					NZL			
1	5.137(47)	15.462(46)	25.562(45)	39.091(43)	44.915(44)	50.053(45)	50.053(45)	112.2	
47	PAUL, TERRY					NZL			
1	5.087(45)	15.291(43)	25.520(44)	40.420(46)	46.921(46)	52.561(46)	52.561(46)	110.5	
33	YANDELL, KEITH					GBR			
1	4.998(35)	15.083(37)	26.537(47)	41.626(47)	47.802(47)	53.071(47)	53.071(47)	97.2	

DATE: 19/02/93 TIME: 18:06 CALGARY CANADA OLYMPIC PARK BOB/LUGE TRACK

RESULTS BY DAKTRONICS, INC.

PAGE - 3



Mens - Singles

DRAW	COMPETITOR	NATION					FINAL	TOTAL	KM/H
RUN	1ST INT	2ND INT	3RD INT	4TH INT	5TH INT				
27	TELFORD, HARINGTON	CAN							
1	4.942(18)	14.907(18)	24.557(17)	36.917(15)	42.092(15)	46.592(15)	46.592(15)	117.8	
18	BURMISTROV, EDWARD	RUS							
1	4.909(5)	14.891(16)	24.544(15)	36.918(16)	42.125(17)	46.614(16)	46.614(16)	117.8	
17	TRAPP, LARS	GER							
1	4.899(3)	14.819(5)	24.460(7)	36.806(13)	42.045(14)	46.656(17)	46.656(17)	118.2	
7	ELERTS, AGRIS	LAT							
1	4.968(28)	14.937(21)	24.587(18)	36.987(18)	42.210(18)	46.696(18)	46.696(18)	117.6	
16	WILEY, TIM	USA							
1	4.954(25)	14.956(22)	24.645(22)	37.008(19)	42.234(19)	46.722(19)	46.722(19)	117.6	
37	PIPKINS, ROBERT	USA							
1	4.922(9)	14.912(19)	24.607(19)	37.042(20)	42.283(20)	46.785(20)	46.785(20)	117.2	
12	ERMOLIN, OLEG	RUS							
1	4.943(20)	14.895(17)	24.547(16)	37.113(23)	42.359(22)	46.866(21)	46.866(21)	117.6	
21	SHVANS, AIVIS	LAT							
1	4.945(22)	14.930(20)	24.628(21)	37.105(21)	42.355(21)	46.874(22)	46.874(22)	116.9	
23	SODERBERG, ANDERS	SWE							
1	4.978(30)	15.034(29)	24.745(25)	37.216(24)	42.456(23)	46.973(23)	46.973(23)	116.8	
44	EHLUND, MATHIAS	SWE							
1	4.968(28)	15.037(30)	24.767(27)	37.221(25)	42.475(24)	47.043(24)	47.043(24)	117.0	
42	DELISLE, ARLAN	CAN							
1	5.002(36)	15.049(31)	24.798(28)	37.283(28)	42.548(28)	47.085(25)	47.085(25)	116.9	
31	SASAKI, YUJI	JPN							
1	5.017(39)	15.023(27)	24.733(24)	37.223(26)	42.488(26)	47.095(26)	47.095(26)	117.0	
13	MICHALSKY, OLIVER	CAN							
1	4.954(25)	14.990(23)	24.756(26)	37.240(27)	42.503(27)	47.127(27)	47.127(27)	116.7	
20	HEINZELMEYER, MANFRED	BEL							
1	5.034(42)	15.013(25)	24.692(23)	37.112(22)	42.481(25)	47.316(28)	47.316(28)	117.7	
28	SEITZ, TYLER	CAN							
1	4.979(31)	15.019(26)	24.803(30)	37.455(29)	42.805(30)	47.437(29)	47.437(29)	115.6	
29	BERTRAND, FREDERIC	FRA							
1	4.995(33)	15.063(33)	24.830(31)	37.456(30)	42.799(29)	47.535(30)	47.535(30)	116.0	
43	SKVAREK, JOZEF	SR							
1	4.959(27)	14.997(24)	24.798(28)	37.528(32)	42.925(31)	47.589(31)	47.589(31)	115.5	

DATE: 19/02/93 TIME: 18:05 CALGARY CANADA OLYMPIC PARK BOB/LUGE TRACK

RESULTS BY DAKTRONICS, INC.

PAGE - 2

